



# XT

CUTTING-EDGE  
TECHNOLOGY  
AND RENOWNED  
CRAFTSMANSHIP

XT 27  
SRW  
(Highland Green)



## MANITOU

WALL COLOR  
OPTIONS:

Black



Red



White



Blue



Destroyer Gray



Highland Green



### HULL

	Category	XT 23	XT 25	XT 27
V-Toon® Single Engine	HP Range	Traditional Outboard Engine up to 300 HP	Traditional Outboard Engine up to 400 HP	Traditional Outboard Engine up to 400 HP
	Person Capacity	13	14	16
V-Toon Dual Engine	HP Range	Dual Traditional Outboard Engines 250 HP	Dual Traditional Outboard Engines 250-300 HP	Dual Traditional Outboard Engines 250-400 HP
	Person Capacity	10	13	15

### DIMENSIONS

	LX 23	LX 25	LX 27
V-Toon Single LOA*	24' 4" / 7.4 m	26' 4" / 8.0 m	28' 4" / 8.6 m
V-Toon Dual LOA*	24' 8" / 7.5 m	26' 8" / 8.1 m	28' 8" / 8.7 m
Beam	8' 6" / 2.6 m		
Transom Height	25" / 64 cm		

\* (LOA) Length Overall

### INSTRUMENTATION

	LX 23	LX 25	LX 27
Display	Garmin GPSMAP® 743xs display (2)		
Vessel Switching	Digital Switching		
Stereo System	JL Audio MM105 Bluetooth Stereo		

### DRY WEIGHT

	XT 23	XT 25	XT 27
V-Toon Single	3,805 lb / 1,726 kg	4,035 lb / 1,830 kg	4,200 lb / 1,905 kg
V-Toon Dual	4,195 lb / 1,903 kg	4,310 lb / 1,955 kg	4,505 lb / 2,043 kg

### CAPACITY

	XT 23	XT 25	XT 27
Single Fuel Capacity	43 gal / 163 L		
Dual Fuel Capacity	90 gal / 341 L		

### OTHER FEATURES

- Bimini top with power arm & LED lights
- LED in-wall docking/Navigation lights
- LED interior & exterior lighting
- LED cupholders
- Garmin Quatix®
- Raised fiberglass helm
- Ski tow bar
- LED pedestal and table base lighting
- LED bimini anchor light
- High back helm chair with flip-up bolster
- Dual battery smart switch
- Privacy station
- Dinette table
- Mooring cover



# FLOOR PLANS

# XT

## SRW

Split Rear Windshield

## SRS

Split Rear Sport

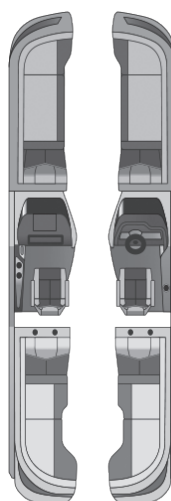
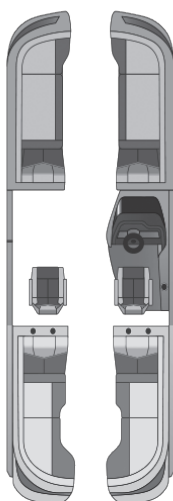
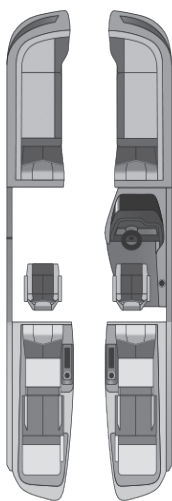
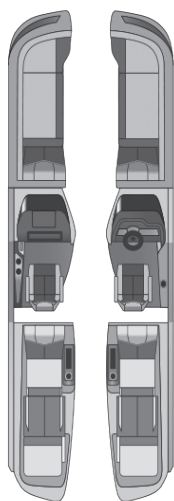
## RFX

Rear Facing X-treme

## RFXW

Rear Facing X-treme Windshield

Floor Plans Available in 23', 25', & 27'



## OPTION BUNDLE

### Signature

- Center In Tube Storage
- Sport Tower with Bimini
- JL Ultra Premium Stereo

### Blackout

- Carbon fiber graphics

### JL Ultra Premium



For full details on option packages and color options, please visit:  
[www.ManitouPontoonBoats.com](http://www.ManitouPontoonBoats.com)

## FEATURE HIGHLIGHTS



### Joystick Steering

Mercury-designed joystick piloting lets you maintain full control of your pontoon at slow speeds and in tight spaces and close quarters, putting easier-than-ever docking and maneuvering right at your fingertips.



### Cool Touch Vinyl

Even on the hottest days, our cool-touch vinyl keeps the seating from heating up, meaning that everyone on board can enjoy every inch of the pontoon, all day long.



### Painted Fiberglass Walls

The unique all-fiberglass XT models step away from conventional pontoon design to provide you with the ultimate canvas to build your dream boat.



### Digital Vessel Control

This digital system is at the heart of our Sport & Luxury models, providing control of your vessel with a remote key fob and smartphone. Power on and off, dim lights, get diagnostics, and operate your boat at the touch of a button.



### Power Sport Tower

Our watersports tower comes complete with power controls, bimini top, tow pylon, plus optional JL speakers. You can easily raise and lower the tower right from the Garmin digital dashboard.



### Dual Engines

With up to 800 HP, you could be making waves with the added power and control of dual engines. Optional joystick piloting system provides unmatched control at your fingertips.